
Shenzhen MTC Co., Ltd

2018



002429

2018 08

)

(

“

”



.....	2
.....	6
.....	9
.....	14
.....	28
.....	40
.....	44
.....	45
.....	46
.....	47
.....	144

--	--	--





√

1

√

2

√

√

√ □

1

2 LED

→

→

→

→

→

1

2

□ √

LED

|

2

√

3

1

√

2

√

3

√

4

√

5

√

6

√

7

√

1

√

√ □

--	--	--

√ □

□ √

2018 1-9

1

2

✓

✓

✓

√

“ ”

√

“ ”

√

√

$\sqrt{\quad}$

$\sqrt{\quad}$

$\sqrt{\quad}$

$\sqrt{\quad}$

$\sqrt{\quad}$

$\sqrt{\quad}$



1

√ □

--	--

2

✓

3

✓

4

✓

5

✓

1

1

✓

2

✓

3

✓

2

✓

2

√

3

√

1

2

□ ✓

□ ✓

1

√ □

□ √

□ √

□ √

□ √


2

√ □

[Redacted]


□ √

√ □

A table with a shaded header and three columns. The header is a single row with a light gray background. Below it are three columns, each with a shaded cell in the first row. The table is positioned in the upper right quadrant.

Header		
Cell 1	Cell 2	Cell 3





1

2

3

4

5


6

7

8

9

10



√ □

□ √

□ √

3



15

16

1

2

3

17

18

19

20

21

1

2

22

23

24

1

2

27

28

29

1

31

1

2

32

33

1

√ □

2

√ □

34

1

3

1

2

3

√

4

1

2

3

5

6

6

1

2

7

1

|

□ √

√ □

2

3

4

5

2

3

4

11

12

13

14

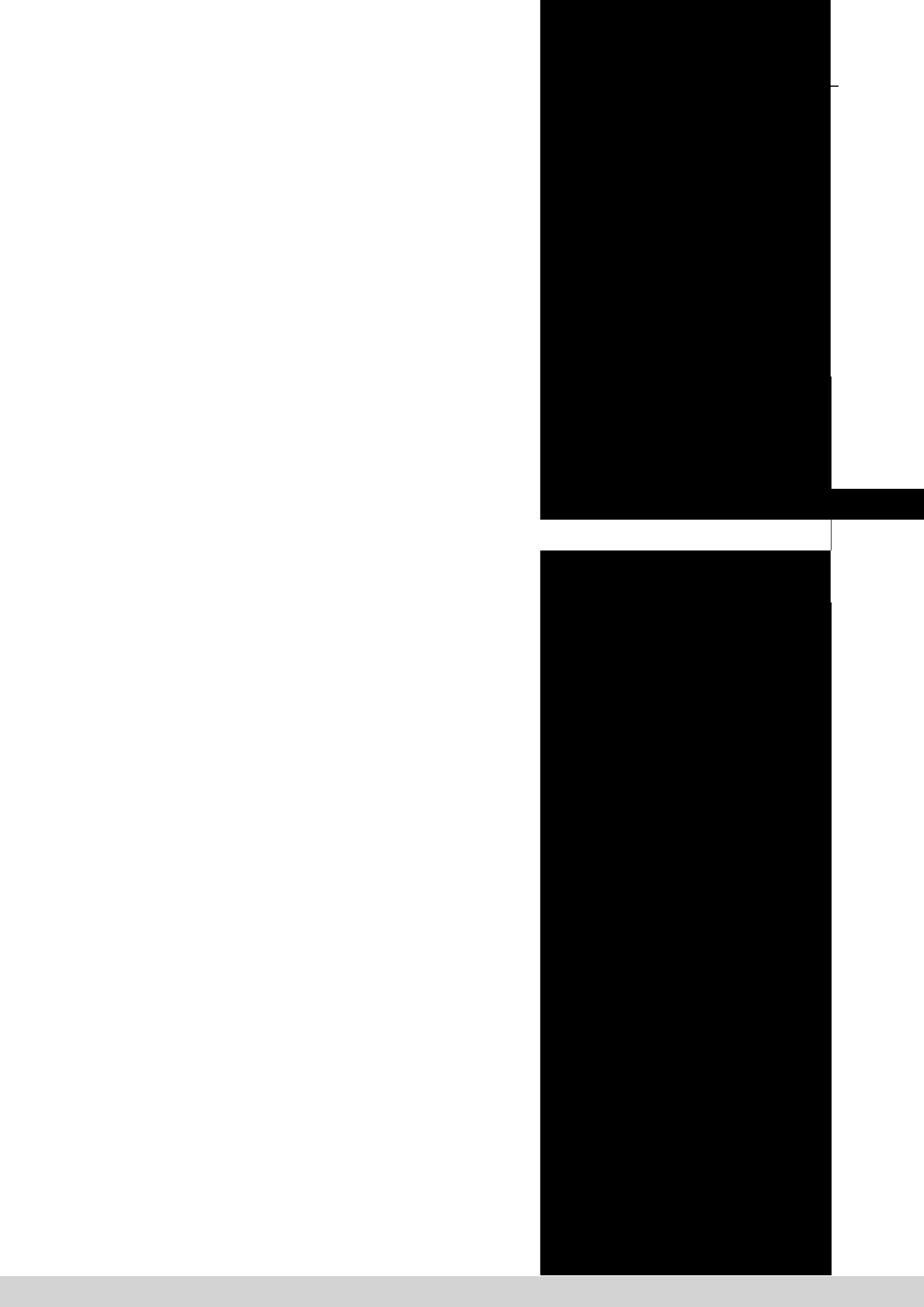
1

2

3

4

5



2

□ √

3

19

1

20

1

2

3

21

2

28

29

/

1

2

30

31

1

35

1

2

1

36

1

2

1

3

37

1

39

--	--	--

42

43

44

45

1

46

47

1

48

49

50

51

52

53

54

55

56

57



65

66

67

68

69

70

71





--	--	--

1

1

2

3

4

□ √

5

6

2

3

4

$\sqrt{\quad}$

$\sqrt{\quad}$

5

6

--	--	--

3

4

5

6

1

2

3

4

5

1

2

/

/

3

4

5

6

7

--	--	--

8

6

1

2

--	--	--	--

8

1

2

1

2

3

1

2

3

4

5

6

1

2

--	--	--	--	--	--

2

3

4

5

6

2

1

√

√

□ √

√ □

1

2

3

4

5

6

1

√ □

√ □

2

3

1

$\sqrt{\quad}$

2

$\sqrt{\quad}$

3

4
